

Reducing Insecurity and Violent Extremism in the Northern and Coastal Regions of Kenya (REINVENT PROGRAMME)

Violence Monitoring Trends 2021-2022

Violence Monitoring Trends



The REINVENT programme continues to collect critical violence monitoring data, led by RUSI. These data are published on a monthly basis and build a deep understanding of the short- and long-term trends across violence categories and locations. The data underpin our intervention design and adaptations, British High Commission's wider programming and diplomatic engagements across Kenya, and the peace and security sector activity of wider actors.

REINVENT's quarterly roundtable events convene stakeholders from the British High Commission, peace and security institutions, and delivery partners to discuss a topic from one of crime, public disorder, mob retribution, communal violence, violent extremism or SGBV in depth. In year three these roundtables have seen expansive discussion on mob retribution, trends in law enforcement, and violent extremism. During the 16 Days of Activism Against Violence, REINVENT hosted a special session which examined SGBV data, with the outcome of commitment to support a nationwide system of collecting SGBV data.

With the forthcoming elections, we have expanded the violence tracker to include a standalone political violence tracker that covers politically motivated crime and public disorder, in addition to allegations of incitement and an overview of major political developments over the reporting period. These positions REINVENT as a key resource to other actors working in election security programming.

We continue to monitor violent extremism incidents and in addition to a new hate speech database, a record of violent extremist actors was launched in Year three to help track key individuals who may play a part in al Shabaab propaganda or recruitment relevant to Kenya.

The violence monitoring data across the three years of REINVENT show drivers of violence and trends that have informed our intervention design at national and county level.

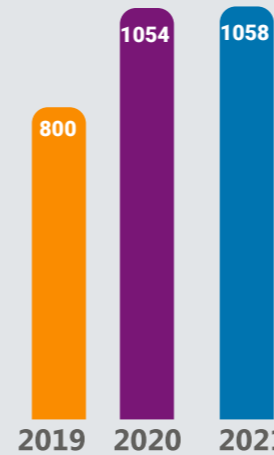
Select Violence Monitoring Data

CRIMINAL VIOLENCE

Criminal incidents by year



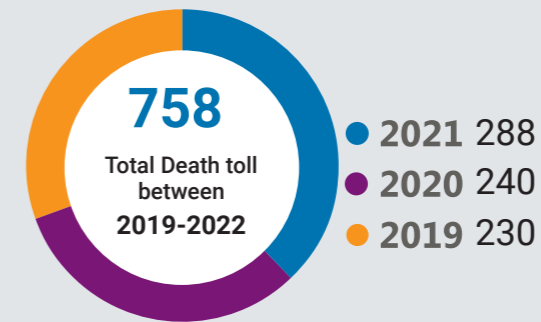
Mob retribution by year



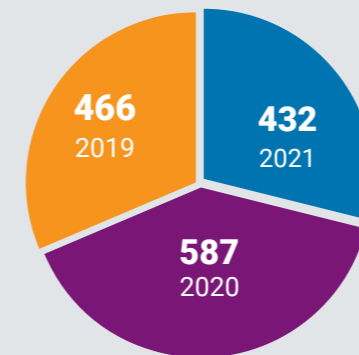
Communal violence incidents by year



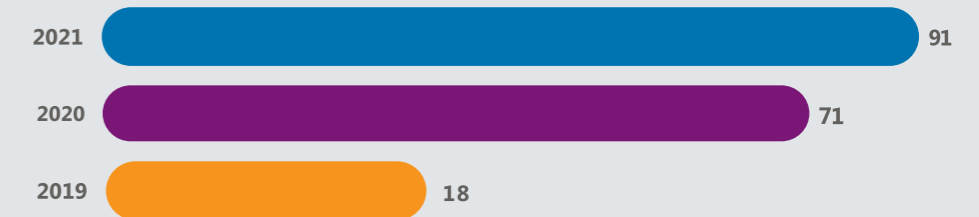
Death toll from communal violence by year



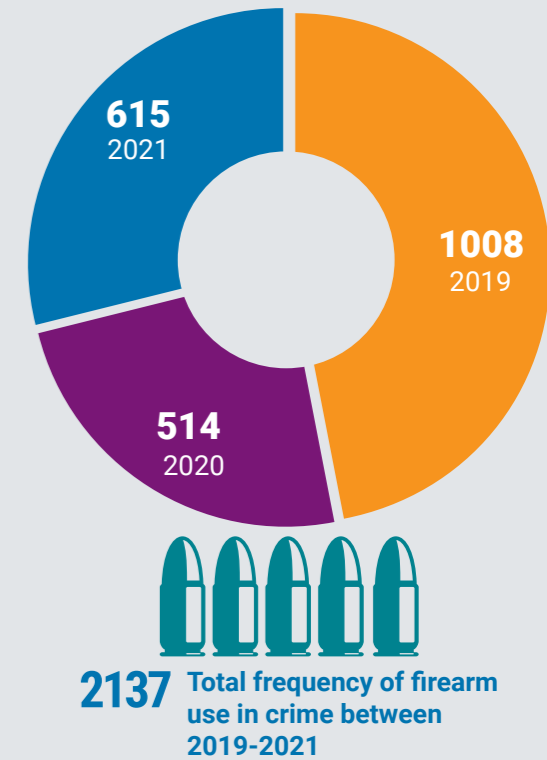
Public disorder by year



Politically motivated public disorder by year

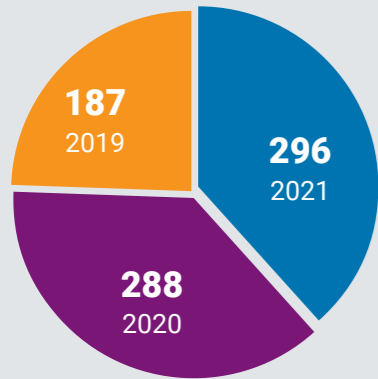


Frequency of firearm use in crime by year



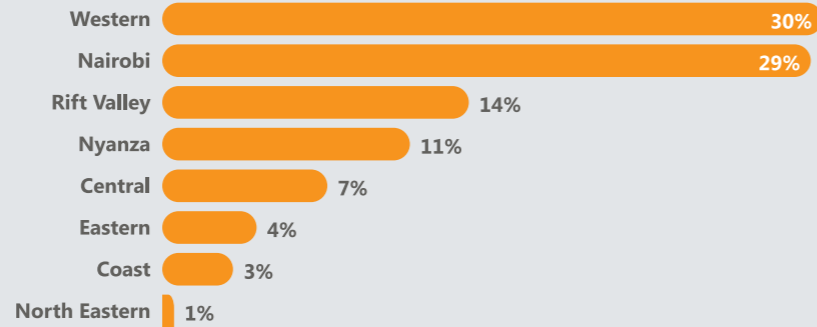
SGBV

Total SGBV incidents by year



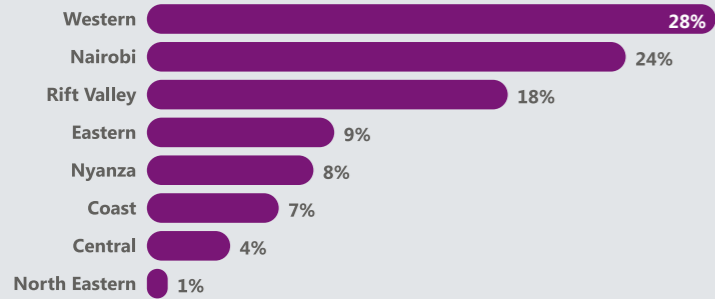
SGBV incidents by region

2019

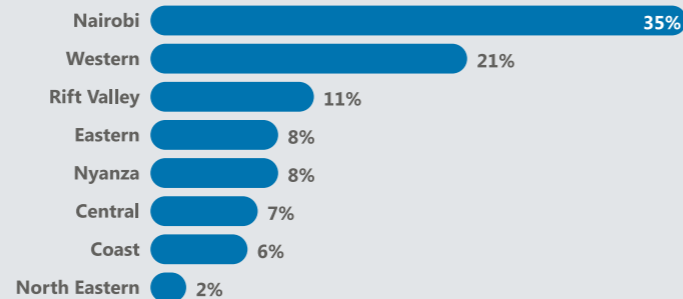


SGBV incidents by region

2020

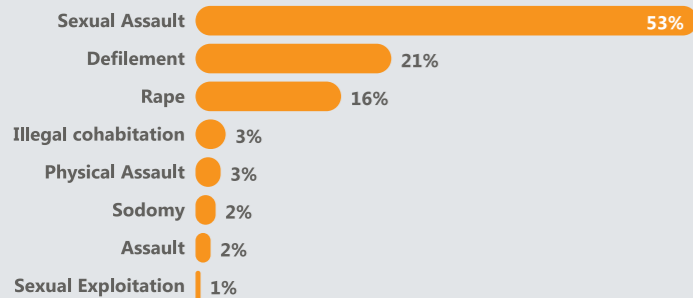


2021

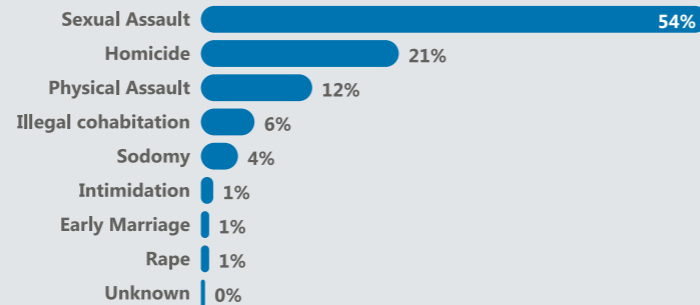


SGBV incidents by type

2019



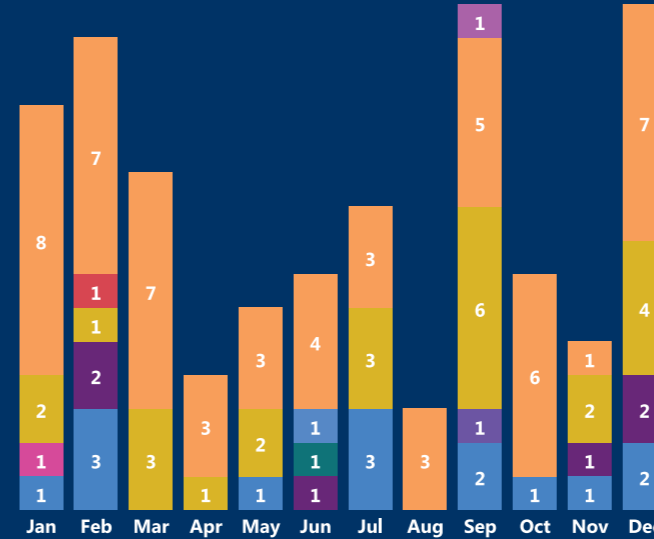
2021



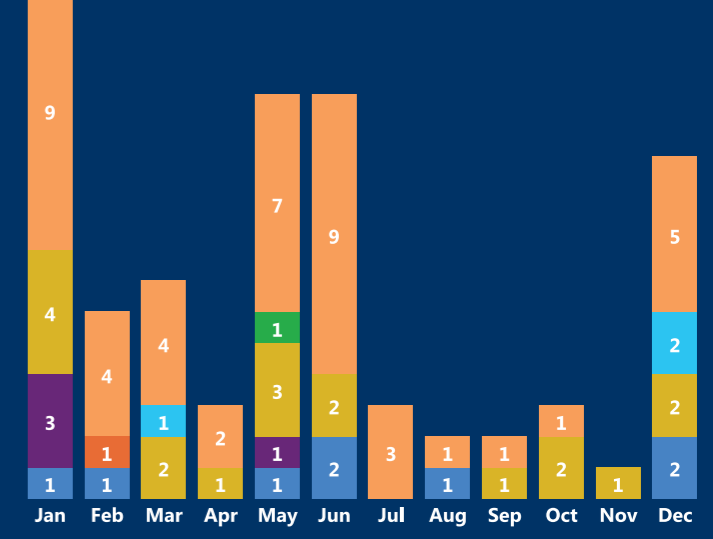
VIOLENT EXTREMISM

VE incidents by type and month

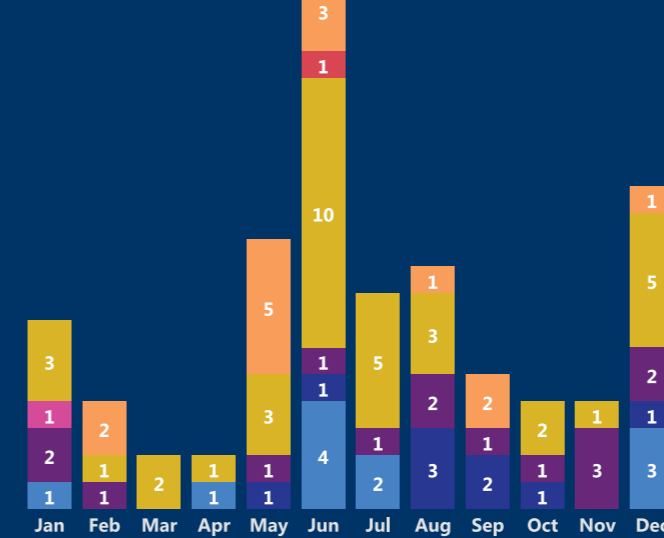
2021



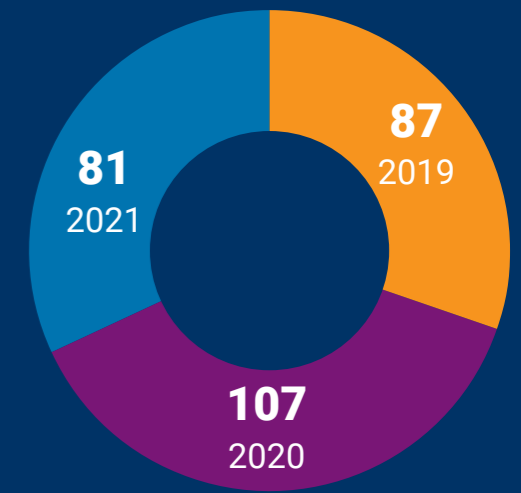
2020



2019




VE incidents by year




- Abduction
- Armed attack
- Arson
- Asset attack
- Complex attack
- IDF
- IED
- Intimidation
- Mortar attack
- Raid
- RPG
- Sexual assault
- Small arms
- Zakat

Death Toll from VE by County

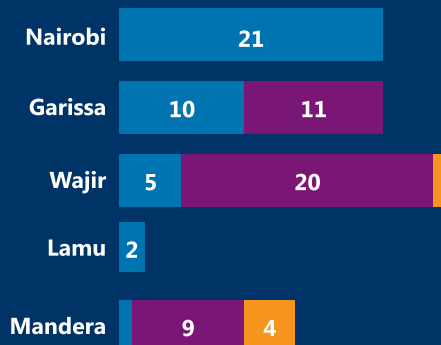
2021



2020



2019



● CivilianDeaths ● SecurityForceDeaths ● NPRDeaths

